

INSTRUCTION MANUAL

VERADO / AUTOPILOT

HYDRAULIC KIT

TEL – (360) 733-4565
FAX – (360) 733-2383
Email cs@accu-steer.com

Instruction Manual

This manual is intended as a reference guide for correctly installing a Furuno/Accu-Steer reversing pumpset with a Mercury Verado steering system.

Please take time to read this manual to get a thorough understanding of the pumpset and steering system and its relationship to how they work.

Table of Contents

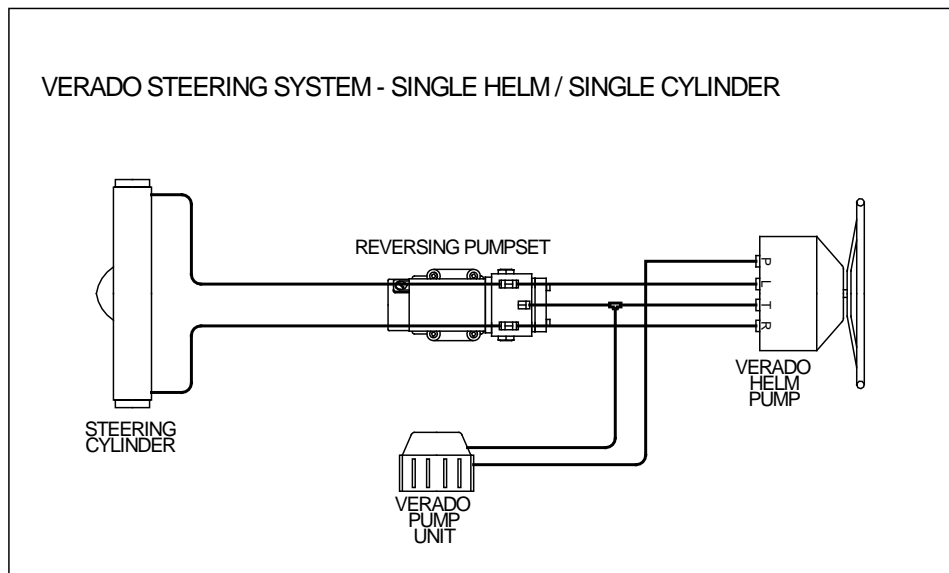
1	General Information-----	Page 4
2	Hydraulic Layouts -----	Page 4
2.1	Single Helm / Single Cylinder	
2.2	Single Helm / Two Cylinders	
2.3	Two Helms / Single Cylinder	
2.4	Two Helms / Two Cylinders	
3	System Description -----	Page 6
4	Notes-----	Page 6

1. GENERAL INFORMATION

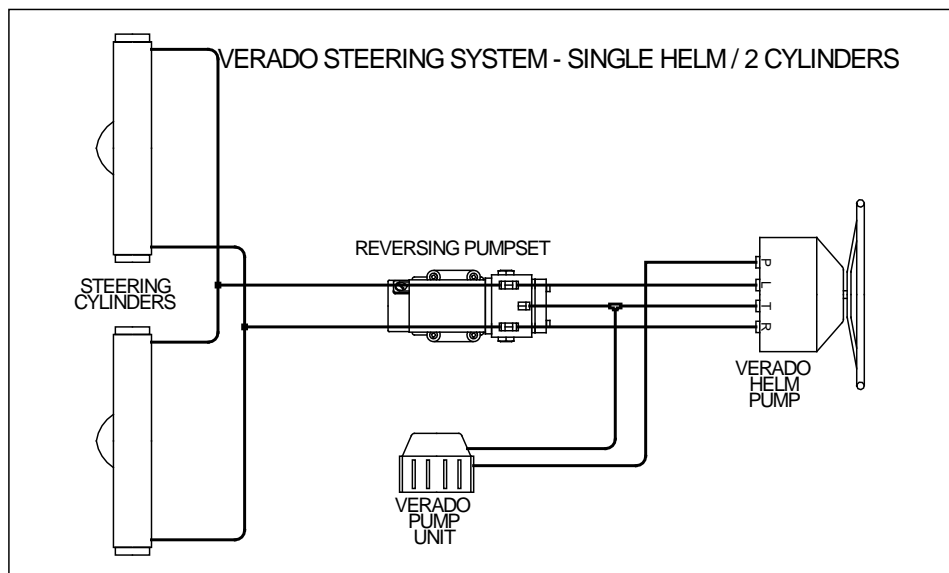
- 1.1 The autopilot/Verado hydraulic hose kit provides the necessary parts to install Furuno/Accu-Steer reversing pump sets with Verado Hydraulic Steering systems.
- 1.2 Standard installation practices should be exercised. Hoses should be installed in such a manner to avoid sharp bends and chafing. All hoses should be tied down using tie straps or similar devices.

2. HYDRAULIC LAYOUTS

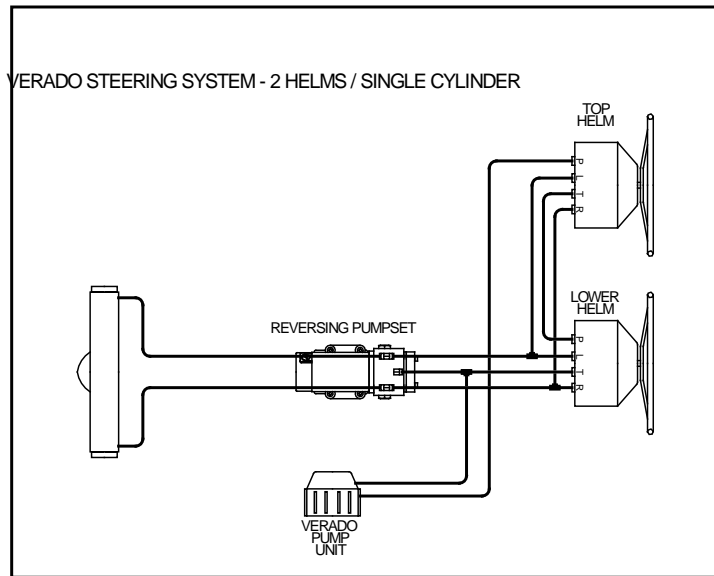
2.1



2.2



2.3



2.4

